

Global Mediation

REPLACING CONFLICT WITH HARMONY

What Happens at a Mediation?

Mediation gives you a chance to talk about your learning, share what helps you, and find ways to make things better for you.

This guide will explain how mediation works and how you can be part of the conversation about your education.

Josh (16)

Hello. I am over 16, so I really want to come to the mediation meeting myself to tell everyone what I think and what I want to do next. If I get nervous, my dad will help me by reading what I've written down, or I might make a video clip to show at the meeting.

Shilpa (13)

Hello. I don't like being on screen, but I want to share my thoughts about what would help me at school. I might stay off-camera or draw a picture to show how I feel. My mum can hold it up for everyone to see.

Mediator (Pip)

Hello! My name is Pip.
I'm here to listen to your ideas and make sure everyone understands what you need so we can make things better for you.
Your thoughts are really important, and this is your chance to share them with us.

Adan (8)

Hi. I am happy to meet people on screen, so I'm gonna sit with my mum at the mediation meeting. I'll only stay for a little while to tell you what I think about school. I might bring my cuddly bunny with me to make me feel less shy.

Kim (11)

I don't like school. It's noisy, and there are too many people. I like learning at the farm where I help with jobs and the animals. I feel happy there. At school, I get angry when it's noisy, but at the farm, I enjoy the work.







Mediation Process

The mediation meeting is a place where we talk about how to make learning easier for you. You can come and go as you like, and you don't have to stay for the whole meeting. Here's how it works:

1. **Introductions:** We say hello and introduce ourselves.
2. **Agreement to Mediate:** We go over the ground rules, just like before a game.
3. **Sharing Views:** You can speak first or let your parent/carer go first. Then, you can leave if you like.
4. **Discussion:** The adults will talk about how to help you. You can join in if you would like to.
5. **Action Plan:** We agree on what's going to happen next.

Tips for Sharing Your Views

It would be lovely to see and hear you on screen, but if you don't want to do that you can:

-  Let your parent speak for you.
-  Use the chat option on Teams.
-  Write something down to be read out.
-  Draw a picture.
-  Record a video or audio message.
-  Talk through a toy or pet.

Finally, remember that everyone at the meeting wants to hear from you and support you. Thank you for being brave and sharing your thoughts! We look forward to seeing you at the mediation.



Just Ask!

We are here to help. If you would like to talk to the mediator privately before the meeting, then your parents or school can make that happen. We can even arrange a practice run on Teams.